

# Scottie Go!



VOORTGANGSKAARTEN

LEERLING


GROEP

KLAS


## 1. EUROPA I



## 2. EUROPA II



## 3. ZUID-AMERIKA



Tracing practice for the number 3. The page features a large number 3 formed by dashed lines, with smaller numbers 3 and stars scattered throughout. Each number 3 is accompanied by a solid black circle. The tracing path starts at a solid black circle and ends at another solid black circle. There are also three stars at the end of the tracing path. The page is divided into two columns by a vertical dashed line. On the right side, there is an illustration of a blue robot head and a blue telescope.




## 5. ANTARCTICA

The worksheet contains several tracing exercises for the number 5. Each exercise consists of a dashed path that starts with a circle, goes up to three stars, then curves down and left to form a hook, and finally goes down to another circle. Below each path are two horizontal dashed lines for writing practice. The exercises are arranged as follows:


- Top row: Two tracing paths, each with three stars above the starting circle.
- Middle row: Three tracing paths, each with three stars above the starting circle.
- Bottom row: Two tracing paths, each with three stars above the starting circle.

Illustrations include a blue robot with two antennae and a green caterpillar with a blue shell.



## 6. AZIË



## 7. AUSTRALIË I



## 8. AUSTRALIË II



## 9. NOORD-AMERIKA II

LEERLING

GROEP

KLAS

### 9. NOORD-AMERIKA II

Tracing practice for the letter 'S'. The page contains a large dashed 'S' shape with a plug at the top right and a robot at the bottom right. The 'S' is divided into four horizontal sections, each containing three stars above and below the dashed line, and a circle at the end of the stroke. There are also two sets of horizontal dashed lines for independent practice.

## 10. AFRIKA

